

ADDENDUM TO THE ENVIRONMENTAL AND SOCIAL MANAGEMENT PLAN

New construction and interconnecting the existing buildings within the “Pius Brinzeu” Timișoara County Emergency Clinical Hospital in order to reorganize the medical flows for the departments: Emergency, Intensive Care, Surgery and Burn Center

Addendum for supplementary Power Supply connection for the Timișoara Burn Center

ADDENDUM TO THE ENVIRONMENTAL AND SOCIAL MANAGEMENT PLAN	1
ABBREVIATION.....	4
Executive summary.....	5
Project Context and Applicable Safeguards.....	5
Project context and scope	5
Applicable environmental and social safeguards and permitting.....	6
Detailed Description of Works	7
Description of affected areas and receptors	8
Baseline Environmental	9
1. Site Location and General Context	9
2. Topography, Geology, and Soil	9
3. Climate and Meteorological Conditions	9
4. Air Quality.....	9
5. Noise and Vibrations.....	9
6. Surface Water and Groundwater	10
7. Flora, Fauna, and Biodiversity	10
8. Protected Areas and Environmentally Sensitive Zones	10
9. Current Land Use and Surroundings.....	10
10. Baseline Environmental Status – Summary	10
Baseline Social Data	10
1. Demographic and Urban Context.....	10
2. Land Use and Social Functions.....	10
3. Sensitive Social Receptors	11
4. Access, Mobility, and Traffic.....	11
5. Public Health and Safety	11
6. Public Utilities and Services	11
7. Community Perception and Social Acceptance	12
8. Cultural and Built Heritage	12
9. Socio-Economic Activities.....	12
10. Social Baseline – Route-Specific Conclusion.....	12
Environmental risks and impacts	13
Air quality and dust	13
Noise and vibration	13
Soil disturbance and erosion	13
Risk of soil and water pollution	13
Impacts on surface waters and aquatic environment.....	13
Impacts on vegetation and green areas.....	13
Waste generation and management.....	13
Cumulative environmental impacts.....	13
Air quality and dust control.....	14
Noise and vibration management.....	14
Soil disturbance and erosion prevention	14
Prevention of soil and water pollution	14
Protection of surface waters	14
Protection of vegetation and green areas.....	14
Waste management	15
Cumulative impacts management	15
Monitoring responsibilities	15
Social risks and impacts – Mitigation and Monitoring	15
1. Access and mobility disruptions	15
2. Parking Disruptions.....	16
3. Traffic and Road Safety Risks	16
4. Community Health and Safety	16
5. Worker–Community Interaction	17
6. Monitoring and Reporting.....	17
7. Impacts on Local Businesses and Economic Activities	17
8. Impacts on Vulnerable Groups and Sensitive Receptors	17
9. Labor and working conditions.....	18

10. Chance finds and cultural heritage	19
11. Public health risks related to environmental impacts	19
12. Monitoring and grievance management (link to table and GRM)	19
Environmental and Social Management and Monitoring	20
Institutional Arrangements	20
Applicable Environmental and Social Framework	20
Information dissemination & GRM:	21
ENVIRONMENTAL AND SOCIAL MANAGEMENT PLAN.....	22
Risk of chance archaeological finds during excavation	31

ABBREVIATION

C-ESMP	Contractor's ESMP
CoC	Code of Conduct
EA	Environmental Assessment
EEE	Electrical and Electronic Equipment
EHS	Environmental Health and Safety Guidelines
EIA	Environmental Impact Assessment
EIS	Environmental Impact Statement
ELVs	Emission Limit Values
EMP	Environmental Management Plan
ERP	Emergency Response Plan
ESMP	Environmental and Social Management Plan
ESIRT	Environment and Social Incidents Response Toolkit
ESMF	Environmental and Social Management Framework
ESMP	Environmental and Social Management Plan
ESS	Environmental Safeguards Specialists
FFP	Feedback focal point
FOIA	Freedom of Information Act
GBV	Gender based violence
GD	Government Decision
GEO	Government Emergency Ordinance
GO	Government Ordinance
GRM	Grievance Redress Mechanism
HCF	Healthcare facility
HCFCs	Hydrochlorofluorocarbons
H&SP	Health and Safety Plan
HSR	Health Sector Reform
HTA	Health Technology Assessment
ICWMP	Infection Control and Waste Management Plan
ISO	International Organization for Standardization
LEPA	Local Environmental Protection Agency
LTC	Long Term Care
M&E	Monitoring and Evaluation
MECC	Ministry of Environment and Climate Changes
MEWF	Ministry of Environment, Waters and Forests
MO	Ministerial Order
MoH	Ministry of Health
NAMMD	National Agency for Medicines and Medical Devices
NCD	Non Communicable Disease
NEPA	National Environmental Protection Agency
OH&S	Occupational health and safety
OP	Operational Program
PMU	Project Management Unit
PPE	Personal protective equipment
PSMD	Planning Standards and Manual for Design
QC	Quality Control
QMP	Quality Management Program
RAR	Romanian Civil Traffic Authority
RCA	Root Cause Analysis
RSA	Radiologic Security Authorization
RSN	Radiologic Security Norms
SCAP	Standards Corrective Action Plan
SPD	standard procurement documents
SSS	Social Safeguards Specialists
TDOBP	Technical Documentation for Obtaining the Building Permit
TRC	Technical Review Committee
UWWT	Urban Waste Water Treatment
XLPE	Cross-Linked Polyethylene (polietilenă reticulată)
WB	World Bank
WEEE	Waste Electrical and Electronic Equipment

Executive summary

This Addendum to the Environmental and Social Management Plan (ESMP) has been prepared to assess and manage the additional environmental and social (E&S) risks associated with the supplementary underground medium-voltage electricity supply required for the Burn Center within the “Pius Brînzeu” Timișoara County Emergency Clinical Hospital.

The original Health Sector Reform (HSR) Project, financed by the World Bank and implemented by the Ministry of Health, included the construction of the Burn Center and internal utilities. During implementation, additional technical requirements were identified to ensure redundancy and uninterrupted electricity supply for critical medical functions. In response, supplementary works have been designed to provide two additional underground 20 kV electricity supply connections, with a total route of approximately 1.8 km, linking the Burn Center to the Venus and Victoria substations.

The works will involve trench excavation and directional drilling, carried out within public domain corridors and hospital premises, without land acquisition or resettlement. All affected surfaces will be reinstated upon completion.

The project is located in a dense urban area with residential buildings, hospital infrastructure, commercial units, and high pedestrian and vehicular traffic, including ambulance circulation. Environmental impacts are limited to the construction phase and include temporary dust, noise, soil disturbance, and construction waste. Social impacts are also temporary and relate to pedestrian access restrictions, parking occupation, traffic disruption, and potential impacts on hospital access.

These risks will be managed through mitigation measures included in this ESMP Addendum and the Contractor’s ESMP, including phased works, traffic management, maintenance of pedestrian access, stakeholder notification, coordination with hospital administration, and operational grievance mechanisms.

The supplementary electricity supply is essential for the safe and reliable operation of the Burn Center. With the proposed mitigation measures, impacts are expected to be minor, temporary, localized, and fully manageable.

Project Context and Applicable Safeguards

Project context and scope

The Health Sector Reform (HSR) – Improving Health System Quality and Efficiency Project, financed by the World Bank and implemented by the Ministry of Health through the Project Management Unit (PMU), supports the development of specialized hospital infrastructure, including burn centers, aimed at improving access to quality life-saving care.

This ESMP Addendum refers to the Burn Center within the “Pius Brînzeu” Timișoara County Emergency Clinical Hospital and complements the existing ESMP prepared for this facility.

The original Project scope included the construction of the Burn Center and associated internal utilities, as assessed under the approved ESMP. During implementation, additional technical requirements were identified regarding the electrical power supply, in order to ensure redundancy, operational safety, and uninterrupted electricity supply for critical medical equipment and hospital functions.

To address these requirements, supplementary works have been defined to establish a dual power supply system, consisting of a primary and an independent backup source. These works involve the installation of underground medium-voltage electricity connections linking the Burn Center to existing substations.

The supplementary works are external to the original building footprint and will be implemented along predefined routes within public domain corridors and hospital premises, without requiring land acquisition or imposing permanent land use restrictions.

Applicable environmental and social safeguards and permitting

The Project was developed in accordance with national environmental legislation and applicable environmental and social safeguard requirements, as reflected in the approved Environmental and Social Management Plan (ESMP). The additional electricity connection works do not change the overall environmental and social risk classification of the Project; however, due to their linear nature and interaction with public spaces, specific mitigation measures are required.

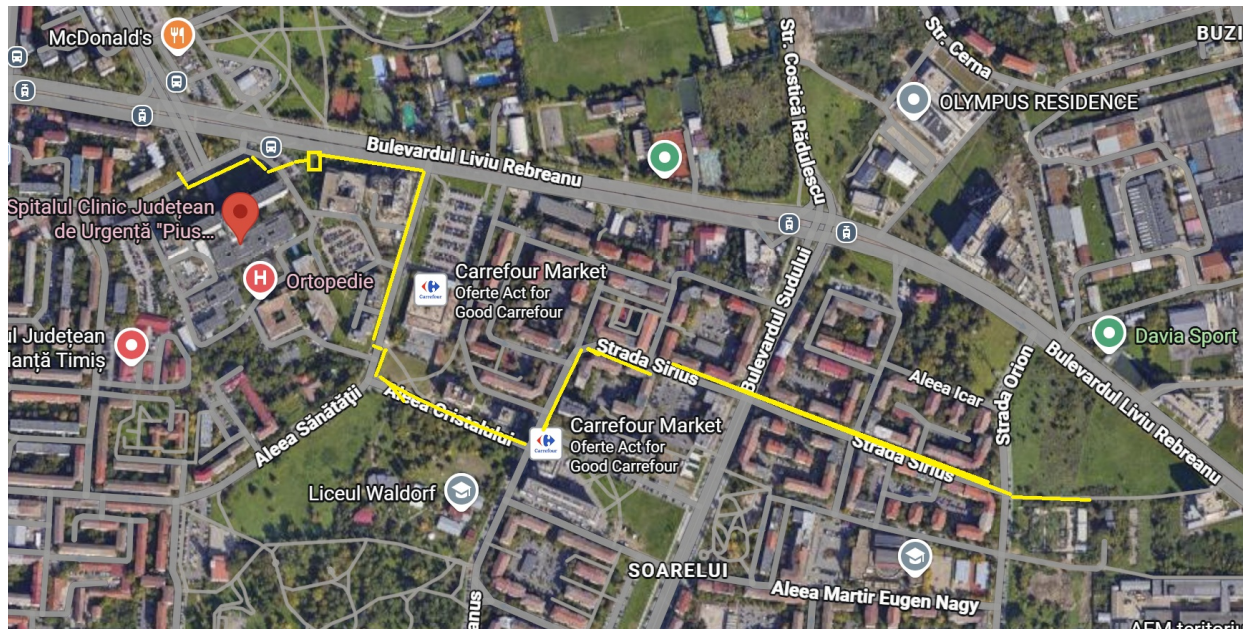
The electricity connection works are subject to the national permitting framework, which includes the issuance of an Urban Certificate, environmental screening under the national environmental impact assessment (EIA) procedure and the construction permit. Urban Certificate identified all permits, approvals, and authorizations required for implementation. National Agency for Environment and Protected Areas classified the Notification (see attached).

The Project does not involve land acquisition, physical displacement, or permanent restrictions on land use. Nevertheless, temporary economic impacts may occur during construction, including short-term loss of on-street parking spaces and temporary access restrictions affecting residents and small businesses. These impacts are expected to be limited in duration and will be managed through traffic management measures, phased implementation of works, and advance communication with affected stakeholders.

Construction activities carried out in proximity to the operational hospital will be coordinated with hospital management to ensure compliance with public health and safety requirements, including the maintenance of uninterrupted access for people.

Detailed Description of Works

Scope and technical characteristics



a) Basic power supply: Cell no. 20 of the 110/20 kV Venus substation
– a three-core medium voltage cable with visible helix for underground installation, insulated in low-thickness cross-linked polyethylene, with Al tube screen under PVC or PE sheath (cf. DC 4385 RO), AL 3 x 1 x 185 mmp in a length of approx. 1,300 m (980 m laid in the concrete/asphalt area and 300 m drilling, 20 m reserves), will be laid (in the public domain) from line cell no. 20 from the 110/20 kV Venus substation to the newly designed 20 kV connection point

The cable will be laid in an open trench at a depth of 0.8 - 1 m, protected in a cross-linked polyethylene tube, covered with a 20 cm layer of sand measured from the upper part of the tube, signaled with warning tapes according to DS4235RO and DS4247RO.

b) Backup power supply: LES 20 kV no. 9 of the 110/20/10 kV Victoria substation will be sectioned between PT 51880 and PT 51881 and 2 sets of sleeves will be made with a newly designed cable two three-core medium voltage cables with visible helix for underground installation will be laid (in the public domain), insulated in low-thickness cross-linked polyethylene, with screen in Al tube under PVC or PE sheath (cf. DC 4385 RO), 2 x (Al 3 x 1 x 185)mmp in a length of 500 m (of which 430 m laid in the concrete/asphalt area and 50 m drilling, 20 m reserves), from the two newly designed sets of sleeves to the newly designed 20 kV connection point

The cable will be laid in an open excavation at a depth of 0.8 - 1 m, protected in a cross-linked polyethylene tube, covered with a layer of sand of 20 cm measured from the top of the tube, signaled with warning strips according to DS4235RO and DS4247RO.

c) The newly designed 20 kV Connection Point will be a prefabricated or built-in enclosure with structural characteristics at least equivalent to those in the RER DG 10061RO prescriptions and will be equipped as follows:

- 5 pieces of 24 kV, 630 A, 16 kA (1 s) modular line cells with load disconnecter and CLP, remotely controlled;

- 1 piece of measuring cell with load disconnecter, according to DY803M/316-UTM ed. 2, with two 20/0.1kV TT according to DMI 031015RO, accuracy class 0.5 and 2 pcs. 400/5 A TC, according to DM031052RO, accuracy class 0.2 S
- Creation of the electricity measurement group on MV by installing a three-phase electronic meter 2 x 100 V, 5 A, accuracy class 0.2 S, with load curve, with RS232 serial interface, with teletransmission system, in indirect installation.

The meter will be placed so that it is possible to read it from outside the connection point by both the consumer and the distributor; resistors will be installed in the MV cells – 5 pcs. and thermohygrostat in the 20 kV PC – 5 pcs.

Implementation Schedule and Supervision

Construction works for laying cables will commence following receipt of all required permits and approvals. The implementation schedule is as follows:

- Site handover
- Asphalt cutting and breaking
- Excavation
- Pipe laying - medium voltage cable protection and fencing
- Sand layer
- Filling and compaction
- Medium voltage cable laying
- Restore the land to its original condition, including asphalt restoration.

Construction activities will be carried out under continuous technical supervision. Beneficiary also will oversee implementation, ensure compliance with technical specifications and environmental and social requirements, and manage any necessary adjustments during construction.

Description of affected areas and receptors

The electricity connection lines traverse public land:

Line 1 coming from Venus Station is going on sidewalks of residential blocks crosses streets, Bvl. Sudului, Sănătății Alley and to the sidewalk with the new Burn Center to the Maternity and on a sidewalk of Liviu Rebreanu near Casa Austria to the main entrance of the Burn Center at Connection point;

Line 2 coming from a corner of “Pius Brinzeu” Timișoara County Emergency Clinical Hospital passing to the front yard and going to Connection Point.

Line 1 – Main Supply Line (from 110/20 kV Venus Substation)

Line 1 originates from the 110/20 kV Venus Substation and is installed underground within the public right-of-way.

From the substation, the cable follows the sidewalks adjacent to residential apartment buildings along Strada Sirius. Along this segment, it crosses Strada Astrilor and Strada Orion and reaches the intersection with Bulevardul Sudului. The boulevard is crossed by horizontal directional drilling.

After crossing Bd. Sudului, the route continues along Strada Uranus, then onto Aleea Cristalului, remaining within existing sidewalks and pedestrian areas.

The alignment proceeds along Aleea Sănătății, on the sidewalk serving the Maternity Unit, the New Burn Center access and the adjacent residential buildings. It crosses the hospital access roads and continues toward Bulevardul Liviu Rebreanu, near Casa Austria.

The cable reaches the main entrance area of the Burn Center, where the new 20 kV Connection Point (PC 20 kV) is located.
The total length of Line 1 is approximately 1,300 m.

Line 2 – Supplementary Supply Line

Line 2 represents the supplementary (reserve) supply connection. It originates from the existing 20 kV network supplied from the 110/20/10 kV Victoria Substation, through the sectioning of the existing LES 20 kV No. 9.

The cable follows an underground route of approximately 500 m within the public right-of-way and partially within the hospital premises, connecting to the same 20 kV Connection Point (PC 20 kV).

Both lines are installed underground along existing sidewalks, pedestrian alleys and paved areas, with road crossings executed by open trench or directional drilling, as required by site conditions.

Baseline Environmental

Project: Installation of Electrical Cables – “Pius Brinzeu” Timișoara County Emergency Clinical Hospital Burn Center

1. Site Location and General Context

The project concerns the installation of underground electrical cables along the previously identified urban routes, located entirely within the built-up area of Timișoara. The route follows existing public domain corridors (sidewalks), in an area already affected by multiple utility networks. The surroundings are predominantly urban, with residential buildings, commercial building, medical institutions and road infrastructure.

2. Topography, Geology, and Soil

The project route is characterized by flat terrain, typical of the urban area. The soil along the route is heavily anthropogenic, previously disturbed by road construction and existing underground utilities. No unstable ground conditions or geomorphological risks have been identified along the route. There is no evidence of soil contamination within the works paths.

3. Climate and Meteorological Conditions

Climatic conditions along the routes correspond to the temperate continental climate of the region. Seasonal variations in temperature and precipitation are normal and do not represent a limiting factor for the proposed works. Climatic conditions do not generate specific environmental vulnerabilities along the project routes.

4. Air Quality

Baseline air quality along the project route reflects normal urban conditions, influenced mainly by road traffic and local residential activities. No major industrial emission sources are present along or near the route. Existing air quality indicators are typical for an urban environment and is impacted by traffic.

5. Noise and Vibrations

The baseline noise environment along the route is dominated by road traffic and routine urban activities. Noise levels are consistent with those expected in an urban street environment. No sensitive noise receptors with special protection status are located directly adjacent to the works corridors.

6. Surface Water and Groundwater

No surface water bodies intersect or run adjacent to the project routes. Groundwater levels are typical for the area and are not expected to be affected by shallow excavation works required for cable installation. The route is not located within a flood risk zone, and no drainage issues have been identified.

7. Flora, Fauna, and Biodiversity

The biological value of the project routes are low. Vegetation is limited to street trees and ornamental plantings. No natural habitats, protected species, or biodiversity-sensitive areas are present along the route. The area does not provide ecological connectivity of significance.

8. Protected Areas and Environmentally Sensitive Zones

No protected areas are in proximity of Project. Existing natural elements are planted or cultivated.

9. Current Land Use and Surroundings

The routes are currently used as public circulation space and utility corridor. Surrounding land uses include residential, medical and commercial functions, fully compatible with infrastructure works. The installation of electrical cables represents an upgrade of existing urban utilities and does not imply a change in land use.

10. Baseline Environmental Status – Summary

The environmental baseline along the identified path is an urbanized environment.

Baseline Social Data

1. Demographic and Urban Context

The project is located in the southern part of Timișoara, within a fully developed urban environment characterized by high-density residential apartment buildings and major public infrastructure. The alignment crosses established neighborhoods composed primarily of multi-storey apartment blocks, including ANL residential housing, with a relatively high population density.

The area is characterized by continuous pedestrian activity, residential circulation and local vehicular traffic. The urban fabric includes internal residential streets, pedestrian alleys, marked lateral parking areas and limited green strips between buildings.

In addition to residential use, the project area includes major institutional infrastructure, namely the “Pius Brînzeu” Timișoara County Emergency Clinical Hospital complex, which serves both the city and the wider region. The presence of this hospital significantly increases daily population flow in the area due to medical staff, patients, visitors and emergency services.

2. Land Use and Social Functions

Land use along the route is predominantly residential, with apartment blocks and associated internal access roads, sidewalks and lateral parking areas. A major institutional and public-service function is represented by the hospital complex, including the main hospital entrance, Casa Austria, the New Burn Center and the Maternity Unit along Bulevardul Liviu Rebreanu.

The route traverses green strips and sidewalk corridors and intersects several internal access points serving medical facilities and residential buildings. In the residential segments, land use is primarily housing, with associated daily functions such as access to building entrances, pedestrian circulation and local parking demand.

3. Sensitive Social Receptors

Functionally sensitive receptors are present along the alignment due to the proximity of critical healthcare facilities and dense residential receptors. The most sensitive receptors include the main access to the County Emergency Clinical Hospital, access points to the New Burn Center, the ambulance entrance near Casa Austria, and the Maternity Unit access and maternity parking access. Residential receptors include apartment blocks along Aleea Sănătății (including ANL blocks), Strada Cristalului, Strada Uranus and Strada Sirius, where building entrances and pedestrian flows are directly adjacent to the works corridor. Vulnerable individuals likely to be present include hospital patients, pregnant women and newborns (maternity), elderly residents, persons with reduced mobility, and children (including near residential play areas).

4. Access, Mobility, and Traffic

The route follows active urban circulation corridors that support daily pedestrian movement and local vehicle traffic. In the hospital segment, access and mobility are characterized by high-intensity flows, including ambulance circulation, patient drop-off/pick-up, hospital staff movement and visitor access. The alignment passes in front of the main hospital entrance and intersects internal access roads to the Burn Center and the Maternity Unit, including the maternity parking access. In the residential segments (Aleea Sănătății, Strada Cristalului, Strada Uranus, Strada Sirius), mobility is dominated by local access to apartment blocks, sidewalks used for everyday pedestrian circulation, and lateral parking along curb lines. The route intersects multiple local streets and crosses Bulevardul Sudului, which represents a higher-traffic urban corridor compared to neighborhood streets. The alignment also crosses Strada Astrilor and Strada Orion and continues through/near a parking area towards the electrical transformer/connection area.

5. Public Health and Safety

Baseline public health and safety conditions reflect those of a typical dense urban residential area combined with a major healthcare node. The hospital and associated medical units require continuous safe access and uninterrupted emergency circulation. In the residential areas, baseline public safety considerations include the presence of pedestrians in close proximity to road traffic, frequent use of sidewalks by residents, and the presence of children and elderly persons. The alignment's proximity to medical facilities (burn center and maternity) increases the sensitivity of public health considerations due to vulnerable groups and emergency-response requirements.

6. Public Utilities and Services

The project area is served by established urban utilities typical for dense residential neighborhoods and major institutions, including electricity, water, sewerage, telecommunications and other underground networks. The route passes through public corridors (sidewalks/green strips) and internal access areas that typically accommodate multiple utility lines. The hospital area contains technical and service routes that support continuous operation of healthcare services. Coordination with relevant utility operators is expected as standard practice for linear works in an urban utility corridor.

7. Community Perception and Social Acceptance

The baseline community context includes residents accustomed to routine urban maintenance works, while the hospital segment is highly sensitive due to the need for reliable access and uninterrupted medical operations. Community perception along residential streets is influenced by everyday constraints such as limited parking availability and narrow internal circulation areas. In the hospital area, social acceptance is closely linked to maintaining safe pedestrian routes and preserving operational access for emergency vehicles and patient circulation. Clear information and coordination with hospital administration are typically expected by stakeholders in such settings.

8. Cultural and Built Heritage

The route is located in a modern urban context dominated by residential blocks and institutional buildings. No designated protected cultural heritage features have been identified based solely on the route description provided to date. Given the nature of underground works in an urban area, a chance find approach is considered standard precautionary practice for excavation activities.

9. Socio-Economic Activities

Socio-economic activity along the route is primarily linked to residential life and hospital-related services. The hospital generates daily flows associated with healthcare provision, including staff commuting, patient access, visitor movement and service deliveries. Residential segments include local parking demand, access to housing entrances and routine pedestrian circulation. Any commercial activity described along this corridor appears secondary to the dominant residential–medical functions (e.g., local service points associated with neighborhood life), with no indication of major market areas dependent on uninterrupted frontage access along the full route. All impacts are temporary, between 1-3 days and reversible following reinstatement.

10. Social Baseline – Route-Specific Conclusion

The project alignment is situated entirely within an established urban setting combining critical medical infrastructure and dense residential neighborhoods. The route crosses and interfaces with multiple access points serving the County Emergency Clinical Hospital, the New Burn Center, Casa Austria and the Maternity Unit, and continues through residential streets characterized by apartment blocks, sidewalks, limited green strips and lateral parking. Sensitive receptors include vulnerable patients and emergency medical services, as well as residents (including elderly persons, children and persons with reduced mobility). No land acquisition, physical displacement or permanent land-use change is associated with the works, which are confined to public right-of-way corridors and hospital access areas.

Environmental risks and impacts

During the construction phase, the additional electricity connection works may generate temporary environmental impacts, primarily due to excavation activities, operation of construction equipment, and movement of vehicles along the routes. Given the linear and short-term nature of the works, these impacts are expected to be **localized, temporary, and reversible**.

Air quality and dust

Temporary dust emissions may occur during limited open trenching works, excavation for concrete cable boxes, and movement of construction vehicles. Dust generation may also occur during loading, unloading, and temporary storage of excavated materials. These impacts may affect nearby residential areas, pedestrians, and sensitive receptors such as the hospital if not properly managed.

Noise and vibration

Noise and vibration may be generated by drilling equipment, excavation machinery, and construction vehicles. Noise impacts are expected to be more pronounced in residential areas and in proximity to sensitive receptors, including hospitals, medical facilities, and residential buildings. Without mitigation, these impacts could cause temporary nuisance to nearby residents and users of public spaces.

Soil disturbance and erosion

Open excavations may result in temporary disturbance of soil. Improper handling of excavated materials could lead to soil compaction, erosion, or spreading of materials beyond the construction corridor.

Risk of soil and water pollution

There is a potential risk of accidental pollution of soil and underground waters due to leaks or spills of fuels, oils, or lubricants from construction machinery and vehicles.

Impacts on surface waters and aquatic environment

No expected impact on surface waters and aquatic environment.

Impacts on vegetation and green areas

Temporary impacts on shrubs and green spaces may occur where construction activities take place in the yard of Hospital. Damage may occur due to machinery movement, temporary storage of materials, or inadequate reinstatement of disturbed areas. No trees expected affected

Waste generation and management

Construction activities will generate various waste streams, including excavated soil, construction and demolition waste, packaging waste, and domestic waste from workers. Improper waste segregation, storage, or disposal could result in environmental pollution and nuisance.

Cumulative environmental impacts

Cumulative impacts may occur where multiple construction activities take place simultaneously along the routes, potentially resulting in combined effects related to noise, dust, traffic disruption, and pressure on local infrastructure. These cumulative effects are

expected to be limited in time and space due to phased construction and the linear nature of the works.

All identified environmental risks will be addressed through the mitigation and monitoring measures included in this ESMP Addendum. With the application of these measures, no significant long-term adverse environmental impacts are anticipated.

Air quality and dust control

Risks related to dust generation from open trenching, excavation for concrete boxes, and movement of construction vehicles will be mitigated through the application of dust suppression measures included in the ESMP, such as watering of excavated materials, covering of transported materials, and restriction of vehicle speeds within construction areas. Regular site inspections will ensure that dust control measures are implemented effectively, particularly in residential areas and near sensitive receptors such as the hospital.

Noise and vibration management

Noise and vibration impacts from drilling equipment, machinery, and transport vehicles will be managed through the application of working time restrictions, proper maintenance of equipment, and the use of machinery compliant with applicable noise standards, as described in the ESMP. Construction activities will be limited to daytime hours, and works in sensitive areas will be phased to reduce disturbance. Monitoring of noise-related complaints through the Grievance Redress Mechanism will complement supervision activities.

Soil disturbance and erosion prevention

Temporary soil disturbance resulting from excavation and drilling activities will be managed through controlled excavation practices and proper handling of excavated materials, as specified in the ESMP. The biological surface layer of the soil will be stored separately and reused for reinstatement where applicable. Disturbed areas will be reinstated progressively, immediately after completion of works in each section, under the supervision of the Site Engineer.

Prevention of soil and water pollution

Risks of accidental pollution from fuel, oil, or lubricant spills will be addressed through the implementation of the Accidental Pollution Prevention and Control Plan and the availability of pollution response kits on site, as described in the ESMP. Construction machinery will be maintained in good working condition to prevent leaks, and refueling or maintenance activities will be carried out in designated areas.

Protection of surface waters

Not the case.

Protection of vegetation and green areas

Potential impacts on shrubs, and green spaces will be mitigated through the limitation of construction activities to the defined temporary construction corridor and avoidance of unnecessary vegetation removal. Where vegetation is unavoidably affected, reinstatement measures are in the ESMP, including restoration of green areas to their original condition following completion of works.

Waste management

Environmental risks associated with waste generation will be managed through the implementation of the Waste Management Plan described in the ESMP. Waste will be segregated by type, temporarily stored in designated and labeled containers, and collected by authorized operators. Regular monitoring by the Site Supervisor will ensure compliance with waste management procedures and prevent improper disposal or accumulation of waste on site.

Cumulative impacts management

Potential cumulative environmental impacts resulting from simultaneous works along different sections of the routes will be mitigated through phased construction and coordination of activities. The Site Engineer will oversee the sequencing of works to avoid concentration of impacts in the same area and period, particularly in sensitive locations such as residential areas and the hospital vicinity.

Monitoring responsibilities

Implementation of all environmental mitigation measures will be monitored through:

- Bi-weekly inspections (twice per week) by the Environmental and OHS Experts;
- Bi-weekly inspections (twice per week) by the Site Supervisor and Site Engineer
- documentation of compliance and corrective actions in site reports;
- use of the Grievance Redress Mechanism to capture and address community concerns related to environmental impacts.

Contractor of works will be responsible with implementation of environmental negative impact mitigation measures established in the Environmental and Social Management Plan. Environmental Responsible of Contractor of works will be incharge with verification of the measures implementation. In addition the Beneficiary will closely monitor implementation of ESMP.

Social risks and impacts – Mitigation and Monitoring

The construction of the underground electricity supply lines may generate temporary social risks and impacts, mainly due to the linear nature of the works, their interaction with public spaces, and proximity to residential areas and sensitive receptors. These impacts are expected to be temporary, localized, and reversible and will be managed through the mitigation and monitoring measures included in the ESMP and the Contractor's Environmental and Social Management Plan (C-ESMP).

1. Access and mobility disruptions

Temporary disruptions to pedestrian and vehicular access may occur along the alignment during trench excavation and cable installation works. The most sensitive locations are within the hospital area, where the route passes in front of the main entrance of the County Emergency Clinical Hospital, intersects the ambulance entrance near Casa Austria, crosses access routes to the New Burn Center, and intersects access points to the Maternity Unit and its parking area.

To mitigate these impacts, works will be organized in short, phased segments in order to maintain continuous access at all times. Construction scheduling in the hospital area will be coordinated in advance with the hospital administration to ensure uninterrupted ambulance

circulation and safe patient access. Temporary pedestrian corridors will be maintained along sidewalks, and alternative pedestrian routing will be clearly marked where necessary. No excavation trenches will remain open overnight, and affected surfaces will be reinstated promptly upon completion of works.

In residential segments (Aleea Sănătății, Strada Cristalului, Strada Uranus and Strada Sirius), temporary narrowing of sidewalks and localized access restrictions to building entrances may occur. These impacts will be minimized through phased works, maintenance of safe access paths to staircases, and continuous communication with residents. In residential areas, it is evident that residents have landscaped green spaces. It is essential to consult with residents before undertaking any work, and to identify the necessary measures jointly.

2. Parking Disruptions

The alignment passes along streets characterized by marked lateral on-street parking directly in front of apartment buildings. Temporary occupation of parking spaces may be required within active construction segments, particularly along Strada Cristalului, Strada Uranus and Strada Sirius.

Mitigation measures will include limiting the occupation of parking spaces strictly to the active work area and only for the minimum duration necessary. Advance notice will be provided to residents regarding temporary parking restrictions. Upon completion of works, all affected parking surfaces and markings will be restored to their original condition.

3. Traffic and Road Safety Risks

The cable alignment intersects several local streets and crosses Bulevardul Sudului, which carries higher traffic volumes. Temporary traffic disruptions may occur during road crossings and equipment mobilization.

A Traffic Management Plan will be prepared by the sub-contractor at least two weeks prior to the commencement of works and will be implemented before any works begin. Appropriate temporary signage, warning signals and protective barriers will be installed in accordance with national road safety regulations. Where feasible, road crossings will be executed within the shortest technically possible timeframe, and for major traffic corridors such as Bd. Sudului, directional drilling methods will be used to avoid extended lane closures.

Daily supervision will ensure compliance with traffic safety measures and rapid response to any circulation issues.

4. Community Health and Safety

Construction activities may generate temporary risks related to open trenches, construction equipment and restricted pedestrian movement. These risks are particularly relevant in the hospital and maternity segments, where vulnerable individuals may be present.

The work areas will be fully delimited using protective fencing and safety panels to prevent unauthorized access. Warning signage will be clearly visible at all active fronts. Excavations will be secured at all times, and no open trenches will be left unattended or uncovered overnight. Temporary pedestrian pathways will be clearly marked and maintained to ensure safe circulation.

Dust control measures will be applied as needed, and construction activities generating excessive noise will be limited to daytime hours in accordance with applicable regulations.

5. Worker–Community Interaction

Given the proximity of works to residential buildings and medical facilities, interaction between workers and the local community will be carefully managed. All workers will be required to comply with a Code of Conduct addressing professional behavior, non-discrimination and respectful interaction with the public.

The Contractor will implement a Worker Grievance Mechanism and ensure that community members have access to the Project Grievance Redress Mechanism. Contact details will be displayed at active construction fronts to allow residents and hospital representatives to submit concerns or complaints. All grievances will be recorded and addressed within defined timelines.

6. Monitoring and Reporting

The Contractor will be responsible for implementing and monitoring all mitigation measures described above. The Site Supervisor will conduct regular inspections to verify compliance with access maintenance, traffic safety, fencing and reinstatement requirements. Any non-compliance identified during supervision will be documented and corrective measures will be applied without delay. Monitoring results will be included in regular progress reports.

7. Impacts on Local Businesses and Economic Activities

Along the majority of the alignment, land use is predominantly residential and institutional. The project does not affect major commercial corridors or market areas. However, limited small-scale economic activities may be indirectly affected during construction, particularly in proximity to the hospital complex where ancillary services, medical-related suppliers, or small neighborhood commercial units may operate.

Temporary construction activities may result in short-term restrictions of pedestrian access or localized parking limitations, which could indirectly affect access to nearby service providers. These impacts are expected to be limited in duration and spatially confined to the active work segment.

Mitigation measures include phased construction, maintenance of pedestrian access to entrances at all times, advance notification of works, and clear signage indicating that access to facilities remains open during construction. No permanent economic displacement or loss of livelihood is anticipated, as the works are confined to public rights-of-way and do not involve permanent occupation of commercial premises.

Advance written notification (minimum 5–7 days), and letter inviting affected businesses to review this plan and communicate their needs or concerns through the GRM will be provided prior to works in front of commercial or hotel premises. Construction activities in front of commercial entrances will be limited in duration and scheduled, where feasible, outside peak business hours.

8. Impacts on Vulnerable Groups and Sensitive Receptors

The project alignment includes several highly sensitive receptors, particularly within the hospital complex. These include:

- The County Emergency Clinical Hospital main entrance;
- The New Burn Center;

- The Maternity Unit;
- Ambulance access routes;
- Residential apartment buildings housing elderly persons, children and persons with reduced mobility.

Temporary construction works may create short-term access constraints, increased noise levels, dust and visual disturbance in proximity to these receptors. The presence of emergency medical services and vulnerable patients (including pregnant women, newborns and critical care patients) increases the sensitivity of the hospital segment.

In residential areas, vulnerable groups may include elderly residents, persons with disabilities and young children using pedestrian routes adjacent to the works.

To mitigate these risks, works in the hospital area will be carefully coordinated with hospital administration. Continuous ambulance access will be maintained at all times. Temporary pedestrian corridors will be clearly demarcated and accessible. Work fronts will be fenced and secured to prevent accidental access. Noise-generating activities will be limited to daytime hours and dust suppression measures will be applied where necessary.

No permanent impacts on vulnerable groups are anticipated. All impacts are temporary, localized and reversible.

9. Labor and working conditions

Construction works associated with the installation of the underground medium-voltage cable will involve a limited number of workers engaged by the Contractor. Activities include trench excavation, cable laying, road crossings, reinstatement of sidewalks and green areas, and directional drilling in selected sections (e.g., major road crossings).

Labor-related risks may include occupational accidents, improper use of equipment, inadequate site organization, and inappropriate worker behavior in proximity to residential buildings and healthcare facilities.

The Contractor will implement labor management procedures in accordance with applicable national legislation and the Environmental and Social Management Plan (ESMP). All workers will receive induction training prior to mobilization, including health and safety requirements and site-specific rules for working near healthcare facilities and residential areas.

Workers will be required to sign and comply with a Code of Conduct addressing respectful behavior, non-discrimination, prevention of harassment and professional interaction with the community.

The Worker Grievance Mechanism will be used to address labor-related complaints. This mechanism will ensure that workers can confidentially raise concerns related to working conditions, occupational health and safety, discrimination or other employment matters without fear of retaliation. All grievances will be documented and addressed within defined timelines. In addition, an Occupational Health and Safety (OHS) Plan will be developed and implemented, subject to approval by the Supervisor's OHS Coordinator.

10. Chance finds and cultural heritage

The project is located in a modern urban environment dominated by residential and institutional development. No known protected cultural heritage sites are located along the alignment based on available documentation.

However, as excavation works will be carried out for trench installation, there is a low but possible risk of accidental discovery of archaeological artifacts or historical remains. In the event of a chance find, works in the affected area will be immediately suspended, the site secured and the relevant authorities notified in accordance with national legislation. Construction activities will resume only after official clearance is granted.

11. Public health risks related to environmental impacts

Construction activities may generate temporary environmental impacts such as dust emissions, construction noise and temporary disturbance of green areas. These impacts may indirectly affect public health, particularly in proximity to sensitive receptors such as the hospital complex and residential buildings.

Dust may be generated during trench excavation and material handling. Noise may result from construction machinery and drilling equipment. Temporary disturbance of green strips may occur along sidewalks and within hospital access areas.

Mitigation measures will include dust suppression (e.g., water spraying where necessary), limitation of high-noise activities to daytime hours, proper maintenance of equipment, and prompt reinstatement of affected surfaces and green areas. Excavated soil will not be stored on the public domain and will be transported to authorized disposal sites.

No long-term public health impacts are anticipated. All environmental-related public health risks are temporary and limited to the construction phase.

12. Monitoring and grievance management (link to table and GRM)

The Contractor will be responsible for implementing all mitigation measures described in this ESMP and for conducting regular internal monitoring of compliance with health and safety, traffic management, access maintenance and environmental control requirements.

The Site Supervisor will carry out periodic inspections to verify that works are executed in accordance with the ESMP provisions. Any identified non-compliance will be documented and corrective actions will be implemented without delay.

A Project Grievance Redress Mechanism (GRM) will be operational throughout the construction phase. Contact details will be publicly displayed at active construction fronts, including near hospital access points and residential segments. Community members may submit grievances verbally or in writing. All grievances will be recorded, reviewed and addressed within established timeframes.

Labor-related grievances will be handled separately through the Worker Grievance Mechanism, ensuring confidentiality and protection from retaliation.

Monitoring results and grievance records will be included in regular project reporting.

The Worker Grievance Mechanism will be used to address labor-related complaints.

Environmental and Social Management and Monitoring

Institutional Arrangements

The Beneficiary (Hospital Administration) retains overall responsibility for ensuring that the project is implemented in compliance with the Environmental and Social Management Framework (ESMF), this site-specific ESMP, and applicable national legislation. The present works are considered **Associated Facilities** to the burn center building financed under the Project. “Associated Facilities” are facilities or activities that are not funded as part of the Bank-financed project but are, in the Bank’s judgment, directly and significantly related to the project, carried out contemporaneously with it, and necessary for the project to be viable — meaning they would not have been constructed, expanded, or conducted if the project did not exist.

The Contractor performing electricity works will be responsible for the day-to-day implementation of all environmental and social mitigation measures during construction. This includes maintaining access to hospital facilities, ensuring safe pedestrian and vehicular circulation, implementing traffic management measures, applying dust and noise control procedures, restoring affected surfaces, and enforcing labor management provisions. The Contractor will designate a site-level Environmental and Social responsible person to supervise implementation of ESMP measures. The Site Manager will ensure that works are organized in phased segments to minimize disruption to hospital operations and residential areas.

The Site Supervisor (Engineer) will monitor compliance with ESMP requirements through regular inspections. Any non-compliance will be documented and corrective measures will be implemented promptly.

Close coordination will be maintained with the Hospital Administration regarding works affecting:

- Main hospital entrance;
- Ambulance access routes near Casa Austria;
- New Burn Center access points;
- Maternity Unit and maternity parking access.

Applicable Environmental and Social Framework

The project is implemented in accordance with the Environmental and Social Management Framework (ESMF) applicable to the broader investment program.

This site-specific ESMP has been prepared in line with the ESMF requirements and national legislation. The ESMF establishes the procedures for identification, assessment and management of environmental and social risks and impacts for subprojects involving infrastructure works.

All mitigation measures included in this ESMP reflect the ESMF principles regarding:

- Environmental and social risk management;
- Community health and safety;
- Labor and working conditions;
- Stakeholder engagement and grievance redress.

No separate application of individual environmental and social standards is required for this subproject.

The present works are considered **Associated Facilities** to the burn center building financed under the Project. “Associated Facilities” are facilities or activities that are not funded as part of the Bank-financed project but are, in the Bank’s judgment, directly and significantly related to the project, carried out contemporaneously with it, and necessary for the project to be viable — meaning they would not have been constructed, expanded, or conducted if the project did not exist.

Information dissemination & GRM:

Prior to commencement of works, stakeholders will be informed about the scope, duration and scheduling of construction activities.

Information dissemination will include:

- Advance notification to the Hospital Administration regarding works affecting access points;
- Visible information boards at construction fronts;
- Advance notice to residents regarding temporary parking or access restrictions.

A Project-level Grievance Redress Mechanism (GRM) will operate throughout the construction phase. Contact information for submitting grievances will be publicly displayed at active work areas.

Community members may submit grievances verbally or in writing. All grievances will be recorded, reviewed and addressed within defined timeframes. Responses and corrective measures will be documented.

A separate Worker Grievance Mechanism will be implemented by the Contractor to address labor-related complaints confidentially and without retaliation.

Grievance records and their resolution will be included in project monitoring reports.

Grievances about investments related to the Project can be submitted on multiple channels, at different levels:

At the PMU level:

- by email: sesizari.umpbm@ms.ro
- by mail: 1–3 Cristian Popișteanu Street, Sector 1, Bucharest
- by phone: +40 752 289 774

At the construction site level:

- through the on-site GRM grievance box located at: 50 Gheorghe Marinescu str., Târgu Mureș

A separate Worker Grievance Mechanism (GRM) is established and maintained at the Contractor’s level for all workers engaged on the Project and will be extended to include subcontractor personnel. The mechanism allows workers to raise concerns or complaints related to working conditions, occupational health and safety, labor relations, or workplace conduct through accessible and confidential channels. Grievances may be submitted directly to site supervisors, designated grievance focal points, or in written form (e.g., grievance forms or dedicated grievance boxes at the site).

All grievances are recorded, reviewed, and addressed within defined timeframes. The process ensures confidentiality, protection against retaliation, and communication of outcomes to the complainant.

ENVIRONMENTAL AND SOCIAL MANAGEMENT PLAN

Environmental and Social Management Plan – Power Supply connection for the Timișoara Burn Center

This ESMP seeks to manage and keep to a minimum the negative impacts of the construction development and at the same time, enhance the positive and beneficial impacts.

ESMP presents Potential negative impact, Proposed mitigation measures, How are implemented, Status of implementation , Responsible for implementation and responsible for Monitoring the implementation of mitigation measures.

A copy of the ESMP must be kept on site during the construction period at all times.

Potential Impact	Proposed Mitigation Measures	STATUS (implemented/ In progress/ pending)	Responsible	Monitoring Responsible
Occupational and Community Health and Safety				
Possible adverse community/occupational health and safety impacts	<p>Informing neighbouring people and public of upcoming activities</p> <p>All legally required permits have been acquired for construction works</p> <p>The Works Contractor formally agrees that all work will be carried out in a safe and disciplined manner designed to minimize impacts on neighbouring residents and environment.</p> <p>The Subcontractor will also agree to follow strict measures to prevent transmission of diseases.</p> <p>The public has been notified of the works through appropriate notification in the media and/or at publicly accessible sites (including the sites of the works)</p> <p>Develop the Works Contractor OHS plan prior to commencement of any works on the corridor.</p> <p>Works Contractor will establish a Code of Conduct to be signed and followed by employees.</p> <p>Workers' PPE will comply with international good practice (always hard-hats, as needed masks and safety glasses, harnesses and safety boots).</p> <p>Appropriate signposting of the sites will inform workers, residents and public of key rules and regulations to follow</p>		OHS Responsible of Works Contractor	Beneficiary
Possible negative occupational health and safety impacts on workers due to: - Failure to comply with occupational	<p>Establish the access ways, before starting the activities;</p> <p>In accordance with the law, the construction sites will be marked and fenced off.</p>		OHS Responsible of Works Contractor	Beneficiary
	<p>The Contractor must ensure the protection of the site during work but also when not working (at night, on weekends...).</p>		OHS Responsible of Works Contractor	Beneficiary

Potential Impact	Proposed Mitigation Measures	STATUS (implemented/ In progress/ pending)	Responsible	Monitoring Responsible
health and safety measures at the start and during the course of the works - Failure to comply with strict OSH standards and work procedures, including in the case of extreme weather phenomena, extreme temperatures, carrying out activities in a polluted environment or with dangerous substances -Lack of generally accepted control measures for Work at height, Earthworks and excavations, Vehicle traffic in construction sites, Safe transport of construction materials, Electricity, Hazards caused by other equipment or machinery, -identified risks, specific to the construction site - Utility interruptions - Interference with traffic	Implementation of legal requirements regarding the adequate signaling of risks		OHS Responsible of Works Contractor	Beneficiary
	Safety measures regarding earthworks and excavations, vehicle traffic on construction sites, transportation of construction materials and electricity plugin activities,		OHS Responsible of Works Contractor	Beneficiary
	Implementation of organizational measures for health and safety at work, emergency situations and environmental protection: - trainings, -information, - supervision of compliance with legal requirements, -equipment purchases, - preparing authority documents etc.		OHS Responsible of Works Contractor	Beneficiary
	PPE Providing personal protective equipment for our own workers and monitoring its use by workers on the construction site		OHS Responsible of Works Contractor	Beneficiary
	1. The Contractor shall purchase and permanently provide personal protective equipment for its own workers (helmet, vest and boots). In accordance with the legislation in force, each employer is responsible for providing personal protective equipment for its own workers. During the daily inspections carried out by the OHS Coordinator of the Contractor, the wearing of personal protective equipment by all workers on the site is monitored.		OHS Responsible of Works Contractor	Beneficiary
	2. Daily monitoring of the wearing of personal protective equipment (helmet, vest and boots), as well as that specific to the work The acquisition of personal protective equipment will be done in accordance with legal regulations (certificate of conformity, quality, and in line with the risks). Service providers are required, in accordance with the legislation, to provide personal protective equipment to all workers based on the risks present on the construction site. Upon purchase, each type of equipment is accompanied by certificates of conformity. The subcontractor checks, upon entering the site, the proof of distribution (minutes, inventory sheets) of the equipment to the workers present on-site. In case the subcontractor's Health, Safety officer notices, during daily inspection visits, that the equipment is damaged and no longer provides the required protection, they inform the service provider and request the replacement of the damaged equipment.		OHS Responsible of Works Contractor	Beneficiary
	3. At the same time, the team leaders of the service providers are responsible for monitoring the workers regarding the wearing and condition of the personal protective equipment.			

Potential Impact	Proposed Mitigation Measures	STATUS (implemented/ In progress/ pending)	Responsible	Monitoring Responsible
	Maintaining cleanliness and order on the construction sites Performing daily cleaning on the construction site by the Contractor's team The waste will be evacuated regularly Weekly training of service providers and workers present on the construction site will be performed regarding the obligation to maintain order and cleanliness on the construction site An evacuation and intervention exercise will be carried out. All workers on the site will participate in the exercise , 4. Fire evacuation plans will be drawn up and workers will be informed		OHS Responsible of Works Contractor	Beneficiary
			OHS Responsible of Works Contractor	Beneficiary
Risk of illness due to communicable diseases and risk of injury due to lack of safety Risk of spread of vector-borne diseases among construction site workers and to people in the vicinity	Ensuring the personal hygiene facilities Providing lavatories and toilets		OHS Responsible of Works Contractor	Beneficiary
	Ensuring health safety of workers Medical checks as part of the OHS legal provisions		OHS Responsible of Works Contractor	Beneficiary
Environment				
Possible dust from open areas, outdoor equipment use and transport vehicles operating on the Site	<ul style="list-style-type: none"> • Trailers are covered when coming or leaving the Construction Site, • Excavated Materials are sprinkled before and during loading and covered when are stored. 		ENV Responsible of the company performing works	Beneficiary
			ENV Responsible of the company performing works	Beneficiary
Possible emissions from transport vehicles and impact on air quality	<ul style="list-style-type: none"> • Restriction of vehicle speed; • Regular maintenance of construction vehicles and equipment to reduce engine oil leaks, emissions; • Burning of debris is not permitted. <p>1. Only vehicles used for carrying out the works are allowed on the construction site. The Contractor has also restricted the speed of vehicles on the construction site at 5 KM/H</p> <p>2. The Contractor eliminates, through authorized collection companies, the waste resulting from the construction activity. , in accordance with the contracts concluded with specialized and authorized economic operators.</p>		ENV Responsible of the company performing works	Beneficiary
			ENV Responsible of the company performing works	Beneficiary

Potential Impact	Proposed Mitigation Measures	STATUS (implemented/ In progress/ pending)	Responsible	Monitoring Responsible
	<p>3. Waste is collected selectively and stored in containers. Several household waste collection points have been set up on the construction site. For household waste, there are intermediate collection points on each floor of the building. These are collected for delivery to authorized economic operators at a collection point at the main entrance of the construction site.</p> <p>For recyclable waste, a collection point is set up (signaled and labeled) at the main entrance of the construction site</p> <p>-For other types of waste resulting from construction activity, depending on the development of generating activities, based on the contract concluded with the specialized and authorized economic operator, the latter sends the specific container, and after it is loaded, it is taken over by the specialized and authorized economic operator in the transport and recovery/reuse of these types of waste.</p>		ENV Responsible of the company performing works	Beneficiary
<p>Possible noise from the use of outdoor equipment and transport vehicles circulating on the Site</p>	<ul style="list-style-type: none"> • Maximum permissible noise level should be 40dBA for night and 50dBA for evening and day; • Construction work should not be allowed during the night; on-site operations will be limited to 7:00 - 19:00. <p>1. The works are carried out in such a way as not to create auditory discomfort in the surrounding area. The team leaders supervise the works so that there is a control of the noise level</p>		ENV Responsible of the company performing works	Beneficiary
<p>Destruction of the biological surface layer of the soil due to excavation</p>	<p>When performing excavations, the surface biological layer from the surface is deposited separately, without mixing with gravel or soil from the lower layers; The surface layer will be used in the field of landscaping after the completion of construction works and waste disposal</p> <p>When performing the excavations, the biological surface layer on the surface would have required separate storage, without mixing with gravel or soil from the lower layers.</p>		ENV Responsible of the company performing works	Beneficiary
<p>Soil pollution with hazardous substances (accidental spills on the soil, fuel or oil from motor vehicles)</p>	<ul style="list-style-type: none"> ·Use machine tools and machine tools in perfect working order - no oil or fuel leaks ·In case of an accident involving a spill of petroleum products on the ground, decontaminate the infested soil by removing, mixing with biodegradable material and evacuating the portions of soil contaminated with oil in containers, in specially arranged spaces until their decontamination by authorized companies, certified by the environmental authority. Decontamination is performed using specific methods by companies certified by the environmental authority <p>1. The Accidental Pollution Prevention and Control Plan (APCPA) is drawn up</p> <p>2. The Contractor's and service providers' workers are weekly trained on the APCPA, as well as on how to use the Accidental Pollution Response Kit</p> <p>3. The Accidental Pollution Response Kit is purchased and placed in the site organization area.</p>		ENV Responsible of the company performing works	Beneficiary
			ENV Responsible of the company	Beneficiary

Potential Impact	Proposed Mitigation Measures	STATUS (implemented/ In progress/ pending)	Responsible	Monitoring Responsible
	4. The Accidental Pollution Response Kit has been signposted and labeled		performing works	
Pollution and increased consumption of natural resources through poor management of generated waste or failure to comply with environmental protection measures Possible negative effects on the environment and health as a result of the generation of various waste streams Improper waste management, delayed collection and transportation of waste streams	Collection and temporary storage by waste category, on the concrete platform. Waste disposal, by Contractor, through authorized companies or reuse as backfill material in construction Recovery of packaging waste by authorized companies based on supporting documents. The waste will be handed over to authorized companies/collectors in accordance with legal provisions (hazardous waste shipment/transport form - if applicable, non-hazardous waste loading/unloading form, etc.)		ENV Responsible of the company performing works	Beneficiary
	1. Household waste is collected and stored in compliant containers (compliant plastic containers/plastic bags), without the risk of pollution.		ENV Responsible of the company performing works	Beneficiary
	2. Waste is collected selectively in the construction site organization area and on the construction site. - Waste is collected as follows: household and recyclable waste is collected in plastic containers for delivery to waste management operators. - For waste generated from construction activities, a designated area has been set up, where there are containers for each type of waste. These containers are properly marked.		ENV Responsible of the company performing works	Beneficiary
	-For other types of waste resulting from the construction activity, depending on the development of generating activities, based on the contract concluded with the specialized and authorized economic operator, the latter sends the specific container, and after it is loaded, it is taken over by the specialized and authorized economic operator in the transport and recovery/reuse of these types of waste.		ENV Responsible of the company performing works	Beneficiary
	2. Waste collection points are signaled and labeled accordingly.		ENV Responsible of the company performing works	Beneficiary
3. 4. Recyclable waste is handed over to authorized collection companies based on the forms, according to the law (annex 3-loading and unloading form for non-hazardous waste, annex 2-shipment/transport form for hazardous waste)		ENV Responsible of the company performing works	Beneficiary	
The main wastes would be classified under Waste legislation "Construction and demolition waste (including excavated soil from contaminated construction sites)" with waste code 17 05 04 - Excavated soil, 17 09 04 - Mixed construction site waste;		ENV Responsible of the company performing works	Beneficiary	
Keeping records of waste according to legislation		ENV Responsible of the company performing works	Beneficiary	
1. Waste is identified and classified in accordance with GD 856/2002(act). The waste list is updated whenever necessary, and, by additional act, the collection contract with the authorized collection company is modified		ENV Responsible of the company performing works	Beneficiary	
2. Waste management is maintained, in accordance with legal requirements		ENV Responsible of the company performing works	Beneficiary	

Potential Impact	Proposed Mitigation Measures	STATUS (implemented/ In progress/ pending)	Responsible	Monitoring Responsible	
	<p>Adoption of organizational measures regarding waste management and environmental protection obligations</p> <ol style="list-style-type: none"> 1. Contracts have been concluded with authorized companies for the collection and disposal of all waste identified on the site (household, recyclables, construction waste). 2. The Waste Management Plan has been drawn up. 3. The implementation of the Waste Management Plan is being monitored 4. The vehicles transporting waste are covered to avoid the dispersion of waste during transport 5. For household and recyclable waste (plastic and paper/cardboard), a waste collection schedule is established with the collection company on site. 6. The Contractor organizes weekly meetings with representatives of service providers, meetings during which they are trained on technical procedures, HSE, ES and the environment, non-conformity identified during the week, suggestions for improvement, etc. 7. Collective training in environmental protection is carried out for new workers on the construction site <p>The training, in terms of health and safety at work, emergency situations and environmental protection, of foreign workers is carried out identically to the training of Romanian workers, in accordance with the legislation in force. The only difference is that the training support is translated. Thus, the training paths are:</p> <ul style="list-style-type: none"> -training carried out by the employer to which the respective worker belongs and includes general introductory training, on-the-job training and periodic training. These types of training are recorded in the training records (of occupational health and safety and emergency situations) kept by the employer and verified by the Contractor -training carried out upon initial entry into the construction site by the Contractor. This type of training is recorded in the Collective Record, in accordance with GD 1425/2006 (amended). A copy of this record is kept by the Contractor -weekly collective training for all workers on the construction site. This type of training is carried out by the Contractor and is recorded in a training report, which is kept by the Contractor. <p>The Environmental topics in the collective training are:</p> <ul style="list-style-type: none"> -rules regarding maintaining cleanliness on the construction site and the method of selective collection and storage of waste -potential situations of accidental pollution and the intervention kit in case of accidental pollution -Social and Environmental Management Plan (ESMP) <p>Foreign workers are trained based on specific documents in the spoken language and in English, by workers who speak both the workers' language and English or Romanian.</p>		ENV Responsible of the company performing works	Beneficiary	
				ENV Responsible of the company performing works	Beneficiary
				ENV Responsible of the company performing works	Beneficiary
				ENV Responsible of the company performing works	Beneficiary
				ENV Responsible of the company performing works	Beneficiary
				ENV Responsible of the company performing works	Beneficiary
				ENV Responsible of the company performing works	Beneficiary
				ENV Responsible of the company performing works	Beneficiary


Potential Impact	Proposed Mitigation Measures	STATUS (implemented/ In progress/ pending)	Responsible	Monitoring Responsible
	<p>8. Through the OHS/Environment responsible from Contractor, inspections are carried out on the construction site in terms of compliance with environmental protection requirements. During the inspections, non-conformities are identified, potential for improvement and measures are taken to remedy them, if necessary</p> <p>9. The Contractor has ensured the presence of an OHS/Environment responsible on the construction site</p>			
Possible negative effects on the environment and health as a result of the generation of various waste streams	Preparation, approval and implementation of the Waste Management Plan approved by the local administration; Waste is identified and classified according to GD 856/2002(act)		ENV Responsible of the company performing works	Beneficiary
	Identification of different types of waste on the construction site (soil, sand, bottles, food, etc.) and appropriate classification according to the National Waste List; Contracts have been drawn up with authorized companies for the collection and disposal of all waste identified on the site (household, recyclables, construction waste),		ENV Responsible of the company performing works	Beneficiary
Impact of Leakages from Machinery and Equipment Used on Site	Provision of portable toilets for workers and company personnel; Use of equipment and machinery in good conditions; Removal of contaminated soil, its treatment and final disposal.		ENV Responsible of the company performing works	Beneficiary
	1. Mobile toilets are provided for workers. 2. Mobile toilets are washed and sanitized weekly. 3. A Plan for Prevention and Actions in case of Accidental Pollution has been drawn up which provides for the mode of action and intervention in case of accidental pollution.		ENV Responsible of the company performing works	Beneficiary
	4. Site workers and Contractor workers are periodically trained with PPCPA and how to use the intervention kit in case of accidental pollution The training, in terms of occupational health and safety, emergency situations and environmental protection, of foreign workers is carried out identically to the training of Romanian workers, in accordance with the legislation in force. The only difference is that the training support is translated.		ENV Responsible of the company performing works	Beneficiary
	Thus, the training paths are: -training carried out by the employer to which the respective worker belongs and includes general introductory training, on-the-job training and periodic training. These types of training are recorded in the training records (of occupational health and safety and emergency situations) kept by the employer and verified by the Contractor		ENV Responsible of the company performing works	Beneficiary
	-training carried out upon initial entry into the construction site by the Contractor. This type of training is recorded in the Collective Record, in		ENV Responsible of the company	Beneficiary

Potential Impact	Proposed Mitigation Measures	STATUS (implemented/ In progress/ pending)	Responsible	Monitoring Responsible
	<p>accordance with GD 1425/2006 (amended). A copy of this record is kept by the Contractor</p> <p>-weekly collective training for all workers on the construction site. This type of training is carried out by the Contractor and is recorded in a training report, which is kept by the Contractor. All reports are attached to the Contractor's monthly report and transmitted to the Consultant and the Beneficiary. The environmental topics of the collective training are:</p> <p>-rules regarding maintaining cleanliness on the construction site and the method of selective collection and storage of waste</p> <p>-provisions related to the permit for working with fire</p> <p>-potential situations of accidental pollution and the intervention kit in case of accidental pollution</p> <p>-Environment and Social Management Plan (ESMP)</p> <p>The topics change as new laws and new risks arise</p> <p>5. An Accidental Pollution Response Kit was purchased</p> <p>6. A column was introduced in the construction site log highlighting possible environmental events (pollution)</p>		performing works	
			ENV Responsible of the company performing works	Beneficiary
Impact on Trees, shrubs, green space	<p>Will be recorded the number of trees and the existing natural grass areas, before construction begins. The Contractor will restore damaged vegetation</p> <p>It was carried out according to the project.</p>		ENV Responsible of the company performing works	Beneficiary
Impact on the built environment and people due to: Noxious emissions, Dust, Noise, Uncontrolled movement of materials, Vibrations, Soil settlement causing cracks in buildings Interference, Pedestrian or car traffic intersections, Damage to utilities	<p>Protective measures against pollution, noise, dust, uncontrolled movement of materials at the construction site limits</p> <p>Vibrations, Soil settlement causing cracks in buildings</p> <p>Interference, Pedestrian or car traffic intersections, Damage to utilities</p> <p>The construction site is marked.</p>		ENV Responsible of the company performing works	Beneficiary
	<p>Measures to avoid interference, pedestrian or car traffic intersections</p>		ENV Responsible of the company performing works	Beneficiary
	<p>All work equipment (vehicles) moving inside the construction site have reversing signals.</p> <p>Site workers are trained to keep traffic routes clear. A designated person will be responsible for managing the traffic situation to each works site..</p> <p>Concrete boxes will not be placed to the pedestrian or vehicles access gates</p> <p>Neighbors on the works paths will be inform about purpose, content and duration of works.</p>		Designer	Beneficiary
			County Council	Beneficiary
Social				


Potential Impact	Proposed Mitigation Measures	STATUS (implemented/ In progress/ pending)	Responsible	Monitoring Responsible
Labor-related social risks (labor relations, workers' rights, discrimination, grievances, worker–community interaction)	The Contractor will implement the Code of Conduct including SEA/SH provisions; will provide PPE; and will establish and maintain a Worker Grievance Mechanism.		Electricity Connection Contractor	Beneficiary
Sexual Exploitation and Abuse / Sexual Harassment (SEA/SH)	A mandatory Code of Conduct including SEA/SH clauses will be enforced ; awareness sessions will be conducted ; a confidential reporting mechanism will be ensured ; and a zero-tolerance approach will be applied .		Electricity Connection Contractor	Beneficiary
Temporary restriction of pedestrian access along hospital premises, Aleea Sănătății, Aleea Cristalului, Str. Uranus, Str. Sirius, Str. Astrilor and Str. Orion due to trench excavation (0.5 m width; approx. 0.9 m depth on sidewalks)	Construction works will be phased ; a minimum 1.2 m pedestrian corridor will be maintained where feasible; alternative routing will be provided ; fencing will be installed ; and no open trenches will be left overnight .		Electricity Connection Contractor	Beneficiary
Excavation work and cable installation in landscaped green areas of residential neighborhoods, which are usually well-maintained by residents, can damage vegetation and reduce the area's aesthetic appeal. Therefore, these activities are considered sensitive and should be avoided whenever possible.	Whenever possible, it is recommended to avoid installing cables through landscaped green areas in residential neighborhoods. If this is not possible, it is imperative to consult with residents before work begins to identify possible solutions. In any case, the environmental impact must be minimized by restoring the affected areas to their original condition.		Electricity Connection Contractor	Beneficiary

Potential Impact	Proposed Mitigation Measures	STATUS (implemented/ In progress/ pending)	Responsible	Monitoring Responsible
Temporary loss of on-street parking spaces along Aleea Sănătății, Aleea Cristalului, Str. Uranus and Str. Sirius (including ANL housing parking areas)	Occupation will be limited to the active segment; two rounds of notification will be carried out (first 15 days in advance, and 5–7 days in advance); works will be phased ; and parking and markings will be reinstated .		Electricity Connection Contractor	Beneficiary
Temporary inconvenience at hospital access crossings (main entrance, Casa Austria ambulance entrance, Burn Center access, Maternity access and maternity parking entrance)	Prior coordination will be implemented together with the Hospital Administration; short-duration execution; traffic control; signage and barriers.		Electricity Connection Contractor	Beneficiary
Traffic and road safety risks at crossings of Bd. Liviu Rebreanu, Bd. Sudului, Str. Astrilor and Str. Orion	Traffic control measures will be implemented ; execution will be of short duration ; and appropriate signage and barriers will be installed .		Electricity Connection Contractor	Beneficiary
Temporary inconvenience to commercial units (e.g., Carrefour Market and small ground-floor services)	Advance written notifications will be issued in two rounds (15 days and 5–7 days in advance); visible signage “Business Open During Works” will be installed ; delivery access will be maintained ; duration will be limited ; and areas will be immediately reinstated .		Electricity Connection Contractor	Beneficiary
Temporary inconvenience to elderly persons, pregnant women, hospital patients and persons with reduced mobility	Pedestrian corridors will be clearly marked ; temporary ramps will be installed ; and fencing will be reinforced .		Electricity Connection Contractor	Beneficiary
Risk of chance archaeological finds during excavation	The Chance Find Procedure will be implemented .		Electricity Connection Contractor	Beneficiary
Community complaints regarding access, parking,	An operational Project GRM will be maintained ; contact details will be visibly posted ; and grievances will be documented and addressed in a timely manner .		Electricity Connection Contractor	Beneficiary

Potential Impact	Proposed Mitigation Measures	STATUS (implemented/ In progress/ pending)	Responsible	Monitoring Responsible
disturbance, hospital circulation				
Worker complaints regarding labor conditions	GRM contact details will be displayed at all working fronts, printed on durable, waterproof materials, using accessible fonts and easy-to-read formats. Complaints may be submitted verbally or in writing. All grievances will be registered, reviewed, and addressed within defined timelines. Monthly summaries will be included in supervision reports.		Electricity Connection Contractor	Beneficiary



MINISTERUL MEDIULUI,
APELOR ȘI PĂDURILOR



Nr. 2399/A.A.A./13.10.2025
 Către: SC CONS ELECTRIFICAREA INSTAL SRL
 Municipiul Timișoara, str. Stuparilor, nr. 77, județul Timiș
 Email: cei@cei.ro

Ca urmare a solicitării depuse de SC CONS ELECTRIFICAREA INSTAL SRL, pentru proiectul „*Racordarea la rețeaua electrică a locului de consum SPITALUL CLINIC JUDEȚEAN DE URGENTĂ „PIUS BRANZEU” TIMISOARA*”, propus a fi amplasat în municipiul Timișoara, Bd. Liviu Rebreanu, nr. 156, județul Timiș, înregistrată la ANMAP cu nr. 7511RP/23.09.2025, cu ultimele completări nr. 7887RP/07.10.2025;


- în urma analizării documentației depuse (prin proiect se propune o linie electrică subterană 20 kV pe o lungime de 1300 m (alimentare de bază - Celula nr. 20 din stația 110/20 kV Venus), o linie electrică subterană 20 kV în lungime de 500 m (alimentare de rezervă LES 20 kV nr. 9 din stația 110/20/10 kV Victoria) și un punct de conexiune 20 kV - anvelopă prefabricată; prin lucrările propuse nu se vor afecta zone verzi și nu vor fi necesare tăieri de arbori) a localizării amplasamentului în planul de urbanism conform Certificatului de Urbanism nr. CU2025-002314/15.09.2025 emis de Primăria Municipiului Timișoara, și în raport cu poziția față de arii protejate, zone-tampon, monumente ale naturii, monumente istorice sau arheologice, zone cu restricții de construit, zona costieră;





Având în vedere că:

- proiectul propus **nu intră** sub incidența Legii nr. 292/2018 privind evaluarea impactului anumitor proiecte publice și private asupra mediului,
- proiectul propus **nu intră** sub incidența art. 28 din Ordonanța de Urgență a Guvernului nr. 57/2007 privind regimul ariilor naturale protejate, conservarea habitatelor naturale, a florei și faunei sălbatice, aprobată cu modificări și completări prin Legea nr. 49/2011, cu modificările și completările ulterioare,
- proiectul propus **nu intră** sub incidența art. 48 și 54 din Legea apelor nr. 107/1996, cu modificările și completările ulterioare,

Agencia Națională pentru Mediu și Arii Protejate decide:
Clasarea notificării deoarece proiectul propus nu se supune procedurilor de evaluare a impactului asupra mediului.

p. Președintele Agenției Naționale pentru Mediu și Arii Protejate
 semnează,
 Lavinia-Alina CĂLUȘERU



Nume și Prenume	Funcția	Data	Semnătura
Verificat: Simona ROMAN	p.Șef Serviciu A.A.A.	13.10.2025	
Intocmit: Cosmina POPESCU	Consilier superior	13.10.2025	
Verificat: Alina FORA	p.Șef Serviciu C.F.M.	13.10.2025	
Intocmit: Ileana PIRJE	Consilier superior	13.10.2025	

Adresa B-dul. Liviu Rebreanu, nr.18-18A, Timișoara, Cod Poștal 300210
 Tel.: +4 0256 491 795 e-mail: office@djmtm.anmap.gov.ro website: http://djmtm.anmap.gov.ro

Pagină 1 din 1

Operator de date cu caracter personal, conform Regulamentului (UE) 2016/679